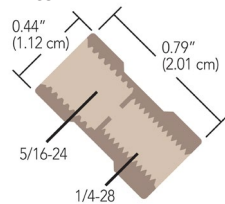
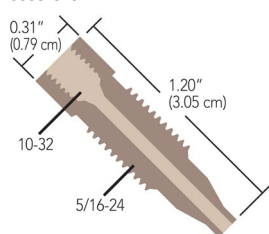


English Threaded Adapters

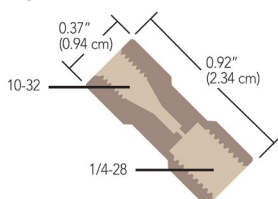
P-135



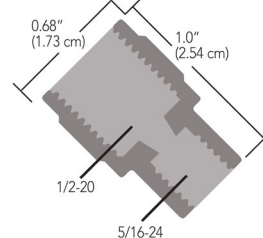
6000-076



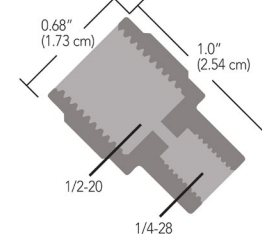
P-627



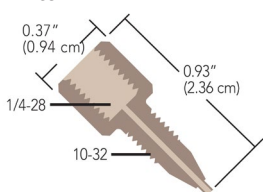
U-659



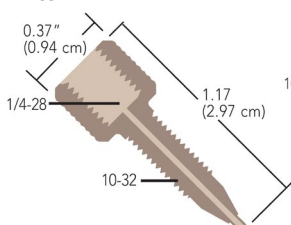
U-665



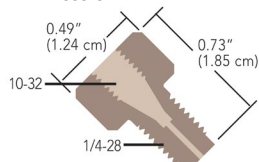
P-652



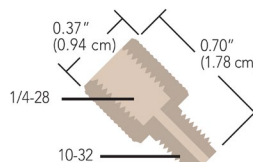
P-654



P-669-01



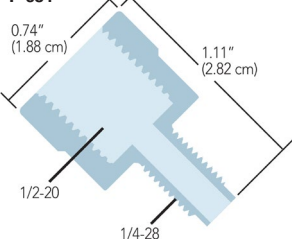
P-672



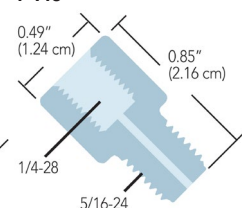
U-281



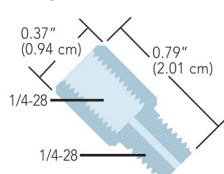
P-684



P-718



P-671



P-621



P-649



1582



1591

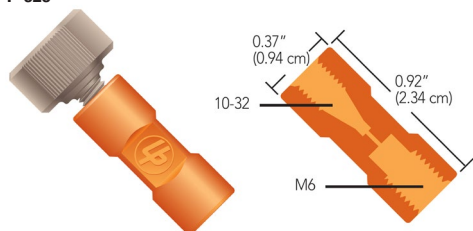


1592

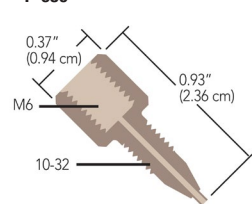


Metric Threaded Adapters

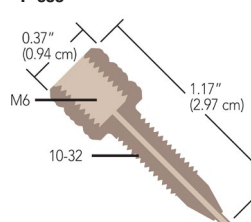
P-626



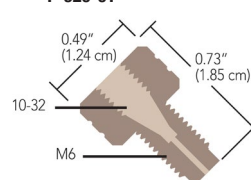
P-650



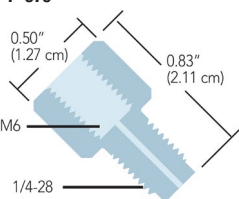
P-653



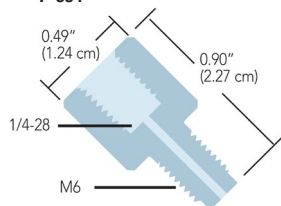
P-920-01



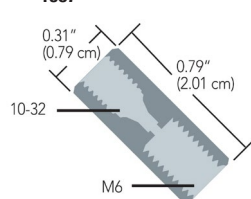
P-670



P-694



1587



TECH TIP

When using an adapter with male (external) threads, we recommend you first attach the adapter body into the receiving port, and then connect your tubing and fitting into the head of the adapter body.